



Location: CMA5b - Pedestrian Plaza

Report on 24-hour TSP monitoring for EP-376/2009

Action Level - 209.9 µg/m³

Limit Level - 260 µg/m³

Date	Sampling Time	Weather Condition	Filter paper no.	Filter Weight, g		Elapse Time, hr		Sampling Time, hr	Flow Rate, m ³ /min			Total Volume, m ³	TSP Level, µg/m ³
				Initial	Final	Initial	Final		Initial, Q _{si}	Final, Q _{sf}	Average		
2-Mar-17	8:00	Fine	19475	2.8863	3.2871	8051.77	8075.77	24.00	0.97	0.97	0.97	1395	287.3
8-Mar-17	8:00	Rainy	19395	2.8372	3.0238	8078.77	8102.77	24.00	0.97	0.97	0.97	1398	133.4
14-Mar-17	8:00	Rainy	18502	2.8180	2.9047	8105.77	8129.77	24.00	0.85	0.85	0.85	1225	70.8
20-Mar-17	8:00	Cloudy	18496	2.8166	3.0109	8132.77	8156.77	24.00	0.96	0.96	0.96	1380	140.8
25-Mar-17	8:00	Cloudy	19283	2.8364	3.0069	8159.77	8183.77	24.00	0.91	0.92	0.91	1311	130.0

Report on 1-hour TSP monitoring for EP-376/2009

Action Level - 339.7 µg/m³

Limit Level - 500 µg/m³

Date	Sampling Time	Weather Condition	Filter paper no.	Filter Weight, g		Elapse Time, hr		Sampling Time, hr	Flow Rate, m ³ /min			Total Volume, m ³	TSP Level, µg/m ³
				Initial	Final	Initial	Final		Initial, Q _{si}	Final, Q _{sf}	Average		
3-Mar-17	8:02	Fine	19537	2.8406	2.8635	8075.77	8076.77	1.00	0.97	0.97	0.97	58	393.5
3-Mar-17	9:30	Fine	19460	2.8701	2.8879	8076.77	8077.77	1.00	0.85	0.85	0.85	51	348.1
3-Mar-17	13:00	Fine	19337	2.8264	2.8745	8077.77	8078.77	1.00	0.97	0.97	0.97	58	826.4
9-Mar-17	9:30	Cloudy	18510	2.8400	2.8579	8102.77	8103.77	1.00	0.97	0.97	0.97	58	307.7
9-Mar-17	10:40	Cloudy	18507	2.8049	2.8254	8103.77	8104.77	1.00	1.09	1.09	1.09	65	314.3
9-Mar-17	13:00	Cloudy	18505	2.8040	2.8083	8104.77	8105.77	1.00	0.85	0.85	0.85	51	84.1
15-Mar-17	8:30	Cloudy	18513	2.8218	2.8319	8129.77	8130.77	1.00	0.97	0.97	0.97	58	173.4
15-Mar-17	9:38	Cloudy	19719	2.8359	2.8450	8130.77	8131.77	1.00	0.97	0.97	0.97	58	156.3
15-Mar-17	13:00	Cloudy	19715	2.8084	2.8257	8131.77	8132.77	1.00	0.97	0.97	0.97	58	297.0
21-Mar-17	8:30	Cloudy	19293	2.8433	2.8516	8156.77	8157.77	1.00	0.84	0.84	0.84	50	164.6
21-Mar-17	9:38	Cloudy	19289	2.8416	2.8515	8157.77	8158.77	1.00	0.96	0.96	0.96	57	172.4
21-Mar-17	13:00	Cloudy	19282	2.8482	2.8570	8158.77	8159.77	1.00	0.96	0.96	0.96	57	153.2
27-Mar-17	8:03	Fine	19602	2.8572	2.8677	8183.77	8184.77	1.00	0.85	0.85	0.85	51	205.4
27-Mar-17	9:45	Fine	19568	2.8204	2.8290	8184.77	8185.77	1.00	0.85	0.85	0.85	51	168.2
27-Mar-17	13:00	Fine	19816	2.8006	2.8178	8185.77	8186.77	1.00	0.85	0.88	0.87	52	330.7



Location: CMA6a - WDII PRE Office

Report on 24-hour TSP monitoring for EP-376/2009

Action Level - 207.1 µg/m³

Limit Level - 260 µg/m³

Date	Sampling Time	Weather Condition	Filter paper no.	Filter Weight, g		Elapse Time, hr		Sampling Time, hr	Flow Rate, m ³ /min			Total Volume, m ³	TSP Level, µg/m ³
				Initial	Final	Initial	Final		Initial, Q _{si}	Final, Q _{sf}	Average		
2-Mar-17	8:00	Fine	19473	2.8835	3.1261	1737.76	1761.76	24.00	1.03	1.04	1.04	1490	162.8
8-Mar-17	8:00	Rainy	18514	2.8424	2.9573	1764.76	1788.76	24.00	1.04	1.04	1.04	1494	76.9
14-Mar-17	8:00	Rainy	16754	2.8155	2.8932	1794.03	1818.03	24.00	1.03	1.04	1.03	1490	52.2
20-Mar-17	8:00	Cloudy	18497	2.8246	2.9511	1821.06	1845.06	24.00	1.03	1.02	1.03	1476	85.7
25-Mar-17	8:00	Cloudy	19275	2.8381	2.8775	1848.06	1872.06	24.00	0.92	0.93	0.92	1331	29.6

Report on 1-hour TSP monitoring for EP-376/2009

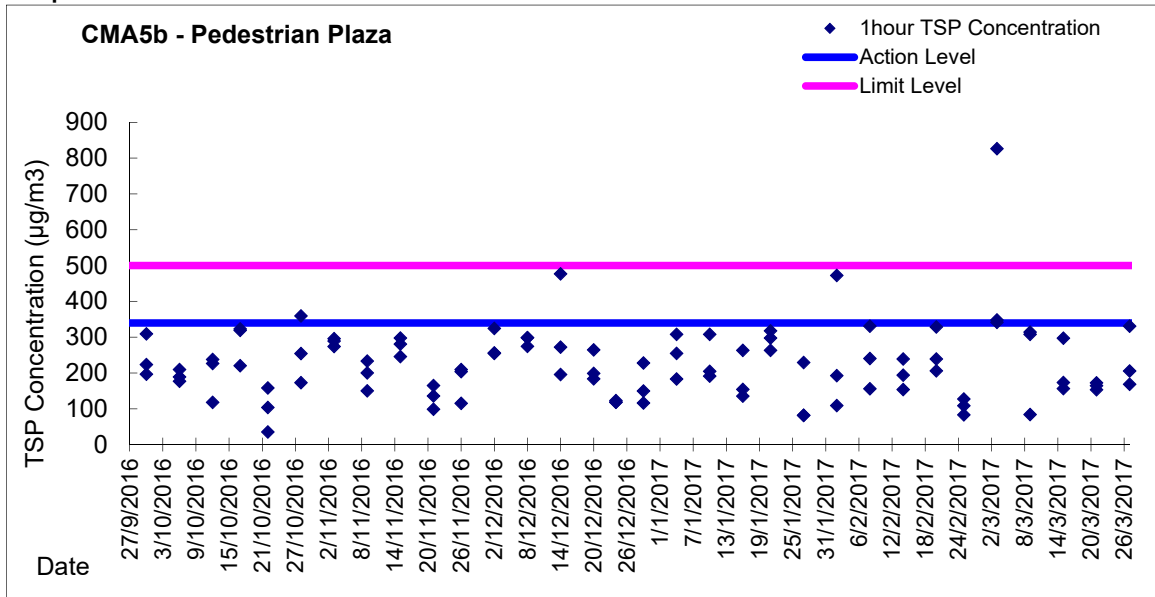
Action Level - 333 µg/m³

Limit Level - 500 µg/m³

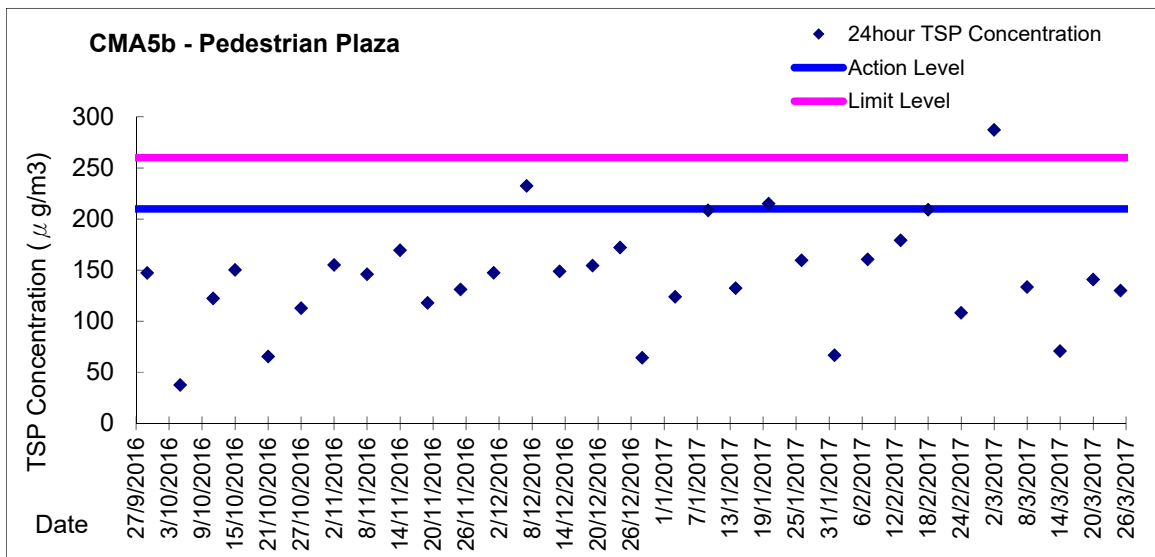
Date	Sampling Time	Weather Condition	Filter paper no.	Filter Weight, g		Elapse Time, hr		Sampling Time, hr	Flow Rate, m ³ /min			Total Volume, m ³	TSP Level, µg/m ³
				Initial	Final	Initial	Final		Initial, Q _{si}	Final, Q _{sf}	Average		
3-Mar-17	8:10	Fine	19396	2.8195	2.8308	1761.76	1762.76	1.00	1.04	1.04	1.04	62	181.7
3-Mar-17	9:30	Fine	19458	2.8734	2.8868	1762.76	1763.76	1.00	0.92	0.92	0.92	55	241.5
3-Mar-17	13:00	Fine	19457	2.8824	2.8937	1763.76	1764.76	1.00	0.92	0.92	0.92	55	203.6
9-Mar-17	9:54	Cloudy	18509	2.8445	2.8513	1788.76	1789.76	1.00	1.04	1.04	1.04	62	109.4
9-Mar-17	11:00	Cloudy	18506	2.8141	2.8171	1789.76	1790.76	1.00	1.04	1.04	1.04	62	48.3
9-Mar-17	14:30	Cloudy	18500	2.8240	2.8327	1790.76	1791.76	1.00	0.92	0.92	0.92	55	156.9
15-Mar-17	8:15	Cloudy	19305	2.8561	2.8629	1818.03	1819.03	1.00	1.04	1.04	1.04	62	109.3
15-Mar-17	9:20	Cloudy	19302	2.8347	2.8427	1819.03	1820.03	1.00	1.04	1.04	1.04	62	128.6
15-Mar-17	13:00	Cloudy	19723	2.8389	2.8479	1820.03	1821.03	1.00	1.04	1.04	1.04	62	144.7
21-Mar-17	8:02	Cloudy	19277	2.8381	2.8430	1845.06	1846.06	1.00	1.02	1.02	1.02	61	79.7
21-Mar-17	9:50	Cloudy	19277	2.8265	2.8335	1846.06	1847.06	1.00	1.02	1.02	1.02	61	113.9
21-Mar-17	13:00	Cloudy	19281	2.8415	2.8468	1847.06	1848.06	1.00	1.02	1.02	1.02	61	86.2
27-Mar-17	8:30	Fine	19603	2.8278	2.8326	1872.06	1873.06	1.00	1.04	1.04	1.04	62	77.2
27-Mar-17	9:45	Fine	19599	2.8616	2.8648	1873.06	1874.06	1.00	0.92	0.92	0.92	55	57.7
27-Mar-17	13:00	Fine	19565	2.8402	2.8527	1874.06	1875.06	1.00	0.92	0.92	0.92	55	225.3



Graphic Presentation of 1 hour TSP Result for EP-376/2009

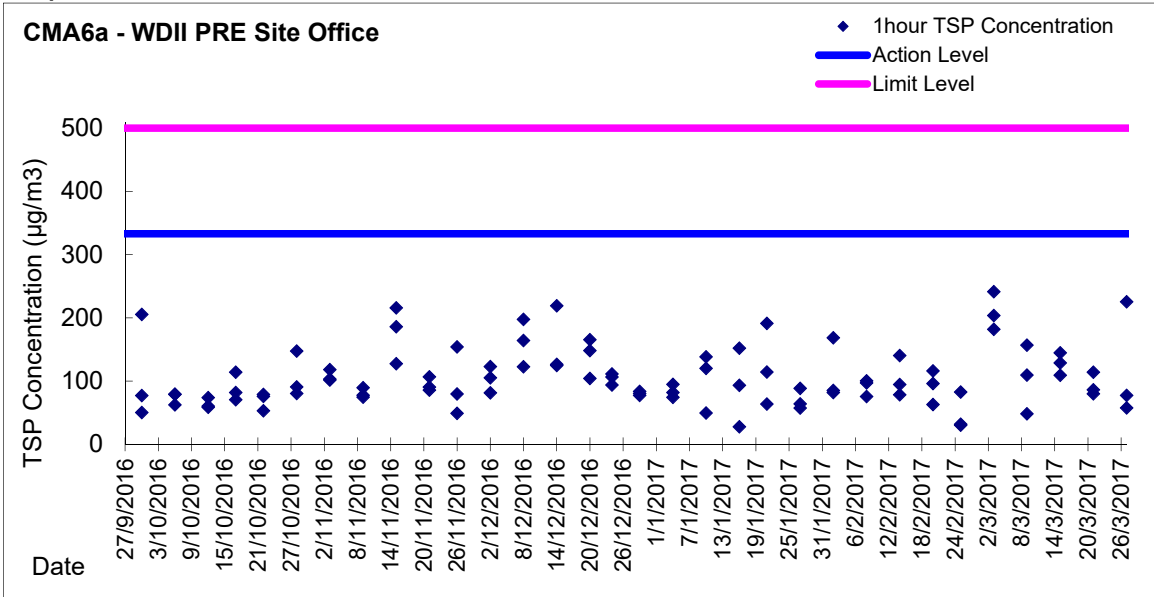


Graphic Presentation of 24 hour TSP Result for EP-376/2009





Graphic Presentation of 1 hour TSP Result for EP-376/2009



Graphic Presentation of 24 hour TSP Result for EP-376/2009

